












# 40+ Ways to Keep Your Home Safe While on Vacation








## Checklist

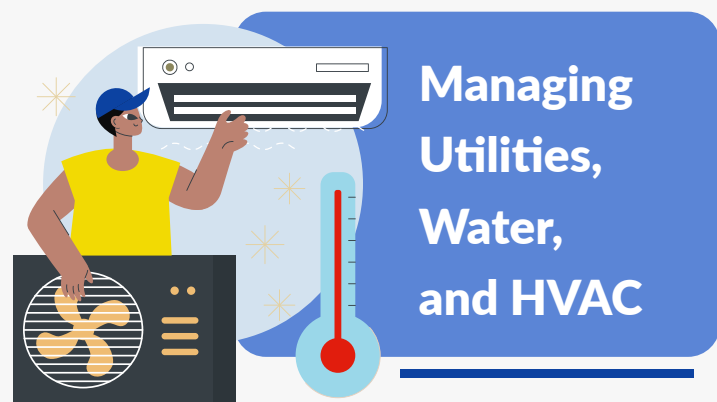
### Securing Your Home's Perimeter








- ☐  Install high-quality deadbolts on all exterior doors.
- ☐  Use smart locks and/or video doorbells to remotely monitor door activity and receive alerts.
- ☐  Lock all sliding glass doors.
- ☐  Add a security bar to sliding glass doors.
- ☐  Lock all windows, including upper-floor and basement windows.
- ☐  Apply security film to ground-floor windows to make the glass harder to break.
- ☐  Disconnect power to the automatic garage door opener.

- ☐  Lock the interior door between the garage and the house.
- ☐  Use timers or smart/scheduled controls on **interior and exterior lights** to make the home look occupied.
- ☐  Install motion-activated floodlights.
- ☐  Arrange for lawn mowing while you're away.
- ☐  Arrange for snow shoveling of driveways and walkways while you're away.
- ☐  Trim trees and large shrubs that could provide cover to intruders.
- ☐  Use a monitored home security system with motion, door, and window sensors.
- ☐  Inform your alarm company of your travel dates.
- ☐  Provide your alarm company with contact information for people authorized to visit your home.









- ☐  Inspect plumbing under sinks, behind toilets, and around the water heater for slow leaks before you leave.
- ☐  Inspect water supply lines to the washing machine, dishwasher, and refrigerator ice maker.
- ☐  Replace old plastic or rubber supply hoses with braided stainless-steel lines.
- ☐  Clear gutters and downspouts of leaves and debris so water flows away from the foundation.
- ☐  Shut off the main water valve for extended trips (except where it would affect fire sprinklers).
- ☐  Keep the fire sprinkler system's water supply turned on.
- ☐  If the main water must stay on, shut off individual supply valves to appliances and toilets.



- ☐  Test your sump pump by pouring water into the pit to confirm it activates and pumps water out.
- ☐  Unplug non-essential electronics such as computers, TVs, and small kitchen appliances.
- ☐  Confirm that the stove, oven, and other major appliances are turned off.
- ☐  In summer, set the thermostat to around 80–85°F while you're away.
- ☐  In winter, keep the heat on and set the thermostat to at least 55°F.

## Creating the Illusion of Occupancy & Enlisting Neighbors



- ☐  Use smart plugs or timers to turn a **radio or TV** on and off in the evening.
- ☐  Place a hold on your mail with the U.S. Postal Service.
- ☐  Pause newspaper subscriptions while you're gone.
- ☐  Ask a neighbor to collect any unexpected packages that arrive.
- ☐  Ask a trusted neighbor to keep an eye on your home.
- ☐  Ask that neighbor to collect flyers or door hangers left on your door.
- ☐  Ask the neighbor to park a car in your driveway occasionally.
- ☐  Give a neighbor a spare key and your contact information for emergencies.

## Protecting Valuables and Important Documents



Store jewelry, cash, and other small valuables in a fireproof safe.



Place irreplaceable items in a bank safe deposit box.




Store passports, birth certificates, and other critical documents in your safe or take secure physical/digital copies with you.



Clean out the refrigerator and discard perishable food.



Run the garbage disposal before you leave.



Remove all trash and recycling and leave the home tidy to avoid pests and odors (and arrange for bins to be brought back promptly after collection).



Do a final walkthrough of the entire home to confirm windows are closed and locked, doors are secured, and appliances are turned off.

## Final Preparations Before You Leave



## Insurance and Digital Security



Review your homeowners insurance to ensure coverage is current and adequate for theft, fire, and water damage, including any rules about the home being unoccupied.



Avoid posting about your vacation on social media until after you return.



Secure your smart-home devices and Wi-Fi network with a strong password and appropriate security settings.